

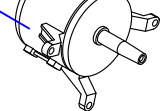
Optional "CLEANING"

ASM795.24002



SON202.05009

MOT103



MOT1030
VEN1000

GUA504.03047

BRO08005

FER504.06009

POR150/3

LAM125

CRI504.04111

POR150/5

MIC209

SON202.05009

TER116

MOT103/1

KITSCH23012

ELE500/1

RID208.06003

MOR203.05002

VAL100

RID208.06001

ELE500 (50Hz)

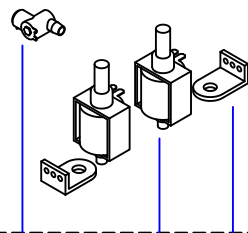
ELE207.01001 (60Hz)

TER212

SON151

MAN205.03023

Optional "CLEANING"



FIL202.10001

PIE205.01003

BRO503.09003

GAN205.03015

ASM732.06002

DIS504.06007

DIS504.06008

RIP900

RIP700

BRU240

ELE207.03007

ELE207.03006

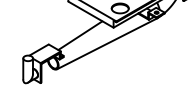
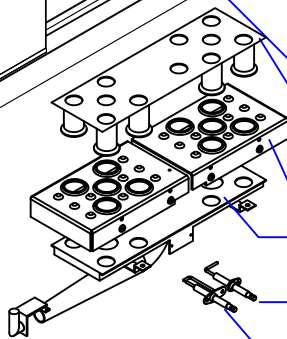
SUP202.15005

POM1005

KITSCH23021

CAV201.06002

TAR906.01170



MAN504.02004

VAL100



IT

GB

FR

DE

ES

ASM732.06002
ASM795.24002
BRO08005
BRO503.09003
BRU240
CAV201.06002
CRI504.04111
DIS504.06007
DIS504.06008
ELE207.01001
ELE207.03006
ELE207.03007
ELE500
ELE500/1
FER504.06009
FIL202.10001
GAN205.03015
GUA504.03047
KITSCH23012
KITSCH23021
LAM125
MAN205.03023
MAN504.02004
MIC209
MOR203.05002
MOT103
MOT103/1
MOT1030
PIE205.01003
POM1005
POR150/3
POR150/5
RID208.06001
RID208.06003
RIP700
RIP900
SON151
SON202.05009
SUP202.15005
TAR906.01170
TER116
TER212
VAL100
VEN1000

VETRO INTERNO
DOCCIA LAVAGGIO
BRONZINA CERNIERA SUPERIORE
BRONZINA CERNIERA INFERIORE
BRUCIATORE
USB
VETRO ESTERNO
BLOCCA VETRO
BLOCCA VETRO RUOTANTE
ELETTROVALVOLA GAS
ELETTRODO ACCENSIONE
ELETTRODO FIAMMA
ELETTROVALVOLA GAS
CONTROLLO FIAMMA
BLOCCA VETRO INTERNO
FILTRO EMC
GANCIO MANIGLIA
GUARNIZIONE CELLA
SCHEDA POTENZA
SCHEDA DISPLAY
LAMPADINA ALOGENA
MANIGLIA
MANOPOLA COMANDI
MICRO-INTERRUPTORE PORTA
MORSETTIERA
MOTORE VENTOLA
CONDENSATORE
MOTORIDUTTORE
PIEDINO
POMPA SOLENOIDE
PORTALAMPADA
TRASFORMATORE
RIDUTTORE DI PORTATA
RIDUTTORE DI PORTATA
RIPARO BRUCIATORE
RIPARO BRUCIATORE
SONDA AL CUORE
SONDA DI TEMPERATURA Pt100
SUPPORTI POMPE
TARGA ADESIVA COMANDI
THERMOSTATO DI SICUREZZA
RELE
ELETTROVALVOLA UMIDIFICATORE
VENTOLA

INTERNAL GLASS
SHOWER WASHING
HINGE BUSH
HINGE BUSH
BURNER
USB
EXTERNAL GLASS
BLOCKS GLASS
REVOLVING BLOCKING GLASS
GAS SOLENOID VALVE
IGNITION ELECTRODE
FLAME ELECTRODE
GAS SOLENOID VALVE
FLAME CONTROL
BLOCKS INNER GLASS
EMC FILTER
HANDLE NIB
DOOR SEAL
POWER BOARD
DISPLAY BOARD
HALOGEN LAMP
HANDLE
KNOB
MICROSWITCH
SUPPLY TERMINAL BOARD
MOTOR FAN
CAPACITOR
GEARED ELECTRIC MOTOR
ADJUSTABLE FOOT
PUMP SOLENOID
LAMPHOLDER
TRANSFORMER
FLOW-RATE REDUCTION UNIT
FLOW-RATE REDUCTION UNIT
SHELTER BURNER
SHELTER BURNER
CORE PROBE
PROBE Pt100
SUPPORT PUMPS
SCREEN PRINTED PLATTE
SAFETY THERMOSTAT
RELAY
SOLENOID VALVE
FAN

VITRE INTERNE
DOUCHE LAVAGE
COUSSINET CHARNIÈRE
COUSSINET CHARNIÈRE
BRÛLEUR
USB
VITRE EXTERNE
BLOQUE VERRE
BLOCAGE TOURNANT DU VERRE
ELECTROVANNE GAZ
ELECTRODE D'ALLMAGE
ELECTRODE FLAMME
ELECTROVANNE GAZ
CONTRÔLE FLAMME
BLOQUE VERRE INTERNE
FILTRE EMC
MENTONNET DE LA MANETTE
JOINT PORTE INTERNE
CARTE PUISSANCE
CARTE AFFICHAGE
LAMPE HALOGÈNE
POIGNEE'
MANETTE
MICRO-INTERRUPTEUR
BORNE ALIMENTATION
MOTEUR
CONDENSATEUR
MOTEUR REDUCTEUR
PIED RÉGABLE
POMPE SOLENOÏDE
PORTE-LAMPE
TRANSFORMATEUR
REDUCTEUR DE DÉBIT
REDUCTEUR DE DÉBIT
BRÛLEUR ABRI
BRÛLEUR ABRI
SONDE AU COEUR
SONDE Pt100
SUPPORT POMPE
PLAQUE SÉRIGRAPHIÉE
THERMOSTAT DE SÉCURITÉ
RELAIS
ELECTROSOUPAPE
VENTILATEUR

INNENGLAS
WASCHDUSCHE
SCHARNIER BUCHSE
SCHARNIER BUCHSE
BRENNER
USB
AUSSENGLAS
BLOCK-GLAS
DREHBLOCK-GLAS
GAS-MAGNETVENTIL
ZÜNDELEKTRODE
FLAMMEN ELEKTRODE
GAS-MAGNETVENTIL
FLAMMENSTEUERUNG
BLOCK-INNENGLAS
EMC FILTER
HANDGRIFF-SPITZE
DICHTUNG INNENTÜR
LEISTUNG LEITERPLATTE
ANZEIGE LEITERPLATTE
HALOGENLAMPE
GRIFF
BEDIENKNOPF
MIKROSCHALTER
VERSORGUNGSKLEMMENLEISTE
MOTOR
KONDENSATOR
ZAHNRAD-MOTOR
STELLFÜSS
PUMPE SOLENOID
LAMPENFASSUNG
TRANSFORMATOR
STROMVENTIL
STROMVENTIL
SCHUTZ BRENNER
SCHUTZ BRENNER
KERNFÜHLER
FÜHLER Pt100
SUPPORT PUMPEN
SIEBDRUCKSCHILD
SICHERHEITSTHERMOSTAT
HILFSRELAIS
MAGNETVENTIL
LÜFTERRAD

CRISTAL INTERIO
DUCHA LAVADO
CASQUILLO BISAGRA
CASQUILLO BISAGRA
QUEMADOR
USB
CRISTAL EXTERIOR
BLOQUEA VIDRIO
BLOQUEO GIRATORIO DEL VIDRIO
ELECTROVÁLVULA GAS
ELECTRODE ENCENDIDO
ELECTRODE FLAMA
ELECTROVÁLVULA GAS
CONTROL DE FLAMA
BLOQUEA EL CRISTAL INTERNO
FILTRO EMC
NARIZ
BURLETE INTERIOR PUERTA
TARJETA POTENCIA
TARJETA DEL PANEL DISPLAY
LAMPARA ALOGENA
TIRADOR
MANOPLA
MICRO INTERRUPTOR
CAJA DE BORNES ALIMENTACIÓN
MOTOR
CONDENSATOR
MOTOR ELÉCTRICO ENGRANADO
PATA CON REGULACIÓN
BOMBA SOLENOIDE
PORTA-LÁMPARA
TRANSFORMADOR
REDUCTOR DE ALCANCE
REDUCTOR DE ALCANCE
REFUGIO DE QUEMADOR
REFUGIO DE QUEMADOR
SONDA AL CORAZÓN
SONDA Pt100
GOMA BOMBA
PLACA SERIGRAFADA
THERMOSTATO DE SEGURIDAD
RELE
ELECTROVÁLVULA
VENTILADOR